



ACCELERATING DISCOVERY IN PKD

Zebrafish Strain Datasheet

Strain Name

ZFIN Gene ID

Type of Allele

Allele Description

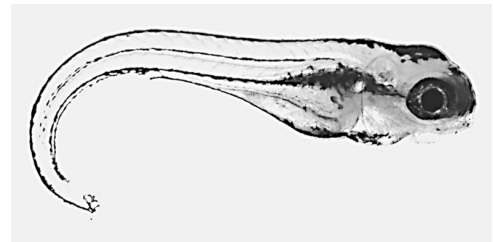
Human Gene (HGNC)

Genetic Background

Wild type allele sequence

Mutant allele sequence

Strain Details



Validation or publication

Contact Name

Email

Genotyping Protocol:

A. Digestion of tail clip:

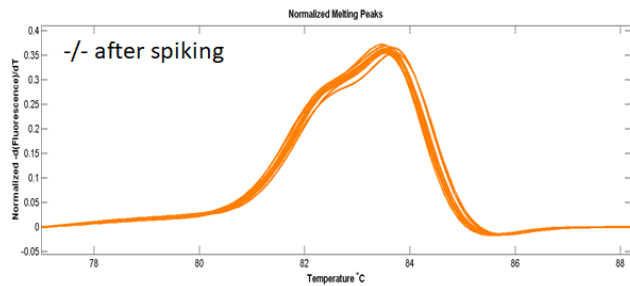
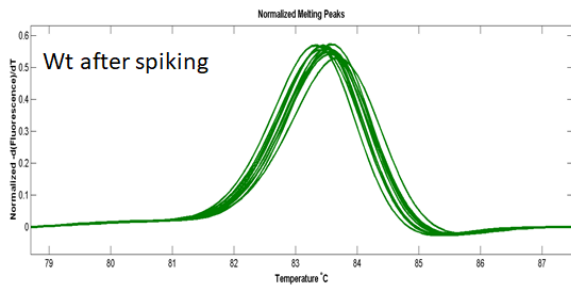
1. Add 40 μL of 25 mM NaOH per tail. Make sure tail is immersed in the buffer.
2. Incubate at 98°C for 20 minutes.
3. Neutralize with addition of 40 μL 40 mM Tris-HCl
 - a. 325 mg Tris-HCl dissolved in 50 ml sterile water.
4. Store at 4°C (-20°C for long storage) or use immediately to set up the PCR.

B. PCR Protocol

Primers			
Forward primer	5'-		-3'
Reverse primer	5'-		-3'

PCR Reaction		PCR Conditions		
10x Genscript Taq buffer	1.0 μL	Heated Lid		105°C
10 mM dNTP mix	0.2 μL			
15 mM MgCl_2	0.3 μL	Initial Denaturation	98°C	30 sec
LC Green	1.0 μL	Number of Cycles	x45	
Forward primer (10 μM)	0.3 μL		98°C	10 sec
Reverse primer (10 μM)	0.3 μL		59°C	20 sec
DNA template	1.0 μL		72°C	15 sec
ddH ₂ O	5.85 μL	Final Denaturation	95°C	30 sec
Genscript Taq	0.05 μL	Final Hold	4°C	
Total volume	10.0 μL			

C. Melting Curve/HRM protocol



D. Reagents

Reagent	Cat #	Stock Concentration	Working Concentration
Proteinase K (Invitrogen)	25530-015	20 mg/mL	
Genscript Taq (E00101)	BIO-25012		
LC Green Plus Melting Dye (Biofire Defense)	BCHM-ASY-0005		